

If this is your first visit, be sure to check out the **FAQ** by clicking the link above. You may have to **register** before you can post: click the register link above to proceed. To start viewing messages, select the forum that you want to visit from the selection below.

We have to tell you we will close FreakTab.com. Closing Day will be 31.12.2021. Reasons for Closing FreakTab.com are the dropping Number of Advertisers and the Daily Users Visiting our Site. We like to say Thank you for the Last 11 Years! Also, a big thank to all the Moderators and the Developer. Without you we would not come where we are now. Thank you all!

We have to tell you we will close FreakTab.com. Closing Day will be 31.12.2021. Reasons for Closing FreakTab.com are the dropping Number of Advertisers and the Daily Users Visiting our Site. We like to say Thank you for the Last 11 Years! Also, a big thank to all the Moderators and the Developer. Without you we would not come where we are now. Thank you all!

We have to tell you we will close FreakTab.com. Closing Day will be 31.12.2021. Reasons for Closing FreakTab.com are the dropping Number of Advertisers and the Daily Users Visiting our Site. We like to say Thank you for the Last 11 Years! Also, a big thank to all the Moderators and the Developer. Without you we would not come where we are now. Thank you all!

We have to tell you we will close FreakTab.com. Closing Day will be 31.12.2021. Reasons for Closing FreakTab.com are the dropping Number of Advertisers and the Daily Users Visiting our Site. We like to say Thank you for the Last 11 Years! Also, a big thank to all the Moderators and the Developer. Without you we would not come where we are now. Thank you all!

We have to tell you we will close FreakTab.com. Closing Day will be 31.12.2021. Reasons for Closing FreakTab.com are the dropping Number of Advertisers and the Daily Users Visiting our Site. We like to say Thank you for the Last 11 Years! Also, a big thank to all the Moderators and the Developer. Without you we would not come where we are now. Thank you all!

We have to tell you we will close FreakTab.com. Closing Day will be 31.12.2021. Reasons for Closing FreakTab.com are the dropping Number of Advertisers and the Daily Users Visiting our Site. We like to say Thank you for the Last 11 Years! Also, a big thank to all the Moderators and the Developer. Without you we would not come where we are now. Thank you all!

We have to tell you we will close FreakTab.com. Closing Day will be 31.12.2021. Reasons for Closing FreakTab.com are the dropping Number of Advertisers and the Daily Users Visiting our Site. We like to say Thank you for the Last 11 Years! Also, a big thank to all the Moderators and the Developer. Without you we would not come where we are now. Thank you all!

We have to tell you we will close FreakTab.com. Closing Day will be 31.12.2021. Reasons for Closing FreakTab.com are the dropping Number of Advertisers and the Daily Users Visiting our Site. We like to say Thank you for the Last 11 Years! Also, a big thank to all the Moderators and the Developer. Without you we would not come where we are now. Thank you all!

We have to tell you we will close FreakTab.com. Closing Day will be 31.12.2021. Reasons for Closing FreakTab.com are the dropping Number of Advertisers and the Daily Users Visiting our Site. We like to say Thank you for the Last 11 Years! Also, a big thank to all the Moderators and the Developer. Without you we would not come where we are now. Thank you all!

We have to tell you we will close FreakTab.com. Closing Day will be 31.12.2021. Reasons for Closing FreakTab.com are the dropping Number of Advertisers and the Daily Users Visiting our Site. We like to say Thank you for the Last 11 Years! Also, a big thank to all the Moderators and the Developer. Without you we would not come where we are now. Thank you all!

We have to tell you we will close FreakTab.com. Closing Day will be 31.12.2021. Reasons for Closing FreakTab.com are the dropping Number of Advertisers and the Daily Users Visiting our Site. We like to say Thank you for the Last 11 Years! Also, a big thank to all the Moderators and the Developer. Without you we would not come where we are now. Thank you all!

We have to tell you we will close FreakTab.com. Closing Day will be 31.12.2021. Reasons for Closing FreakTab.com are the dropping Number of Advertisers and the Daily Users Visiting our Site. We like to say Thank you for the Last 11 Years! Also, a big thank to all the Moderators and the Developer. Without you we would not come where we are now. Thank you all!

We have to tell you we will close FreakTab.com. Closing Day will be 31.12.2021. Reasons for Closing FreakTab.com are the dropping Number of Advertisers and the Daily Users Visiting our Site. We like to say Thank you for the Last 11 Years! Also, a big thank to all the Moderators and the Developer. Without you we would not come where we are now. Thank you all!

We have to tell you we will close FreakTab.com. Closing Day will be 31.12.2021. Reasons for Closing FreakTab.com are the dropping Number of Advertisers and the Daily Users Visiting our Site. We like to say Thank you for the Last 11 Years! Also, a big thank to all the Moderators and the Developer. Without you we would not come where we are now. Thank you all!

We have to tell you we will close FreakTab.com. Closing Day will be 31.12.2021. Reasons for Closing FreakTab.com are the dropping Number of Advertisers and the Daily Users Visiting our Site. We like to say Thank you for the Last 11 Years! Also, a big thank to all the Moderators and the Developer. Without you we would not come where we are now. Thank you all!

## Mecool BB2 2/16 GB DDR3 Android 7.1.2 firmware

**Mecool BB2 2/16 GB DDR3 Android 7.1.2 firmware**  
01-24-2020, 04:04 #1

**Mecool BB2 2/16 GB DDR3 S912 Android 7.1.2 firmware**

Google translator:

A newer firmware was added on July 2, 2020

Custom firmware to Mecool BB2 2/16 GB DDR3 is from stock firmware Tanix TX9S with date April 1, 2020 from file TX9S-20200401.img and others stock/custom firmwares.

The firmware contains information that it is Android 9.0, but in fact it is Android 7.1.2.

**About firmware:**  
**RGB8 bit color space** for old TV if is pink/green TV screen (for example TV Sony from date 2009 with RGB 8 bit LCD panel)  
**root / noroot switch** - No root access required for example HBO GO application (Slovak region)  
**added Bluetooth** for Mecool BB2 2/16 GB DDR3  
**added Wifi** for Mecool BB2 2/16 GB DDR3 (AP6255)  
**added remote control** for Mecool BB2 2/16 GB DDR3  
**full/normal Android (this is not ATV)**  
**YouTube Red** - in the resolution menu is the maximum 2160p\*4K  
**YouTube normal (from Google Store)** is 1080p - due to my 1080p old TV i can't figure out if for 2160p\*4K tv i should also have 2160p\*4k resolution in this app  
**Launcher ALICE UX lite edition**

Here is the line to the file **Mecool\_BB2\_2\_16\_GB\_DDR3\_Android\_7.1.2\_from\_Tanix\_TX9S-20200401.zip**  
 Firmware is "img" for PC install of **Amlogic USB burning tool** software.  
 (First USB port on Mecool BB2 is good USB-OTG port for Amlogic USB burning tool. Watch some youtube videos on how to use the Amlogic USB burning tool.)

<https://drive.google.com/file/d/1adT...ew?usp=sharing>

**Screenshots**  
<https://drive.google.com/file/d/1FCU...ew?usp=sharing>

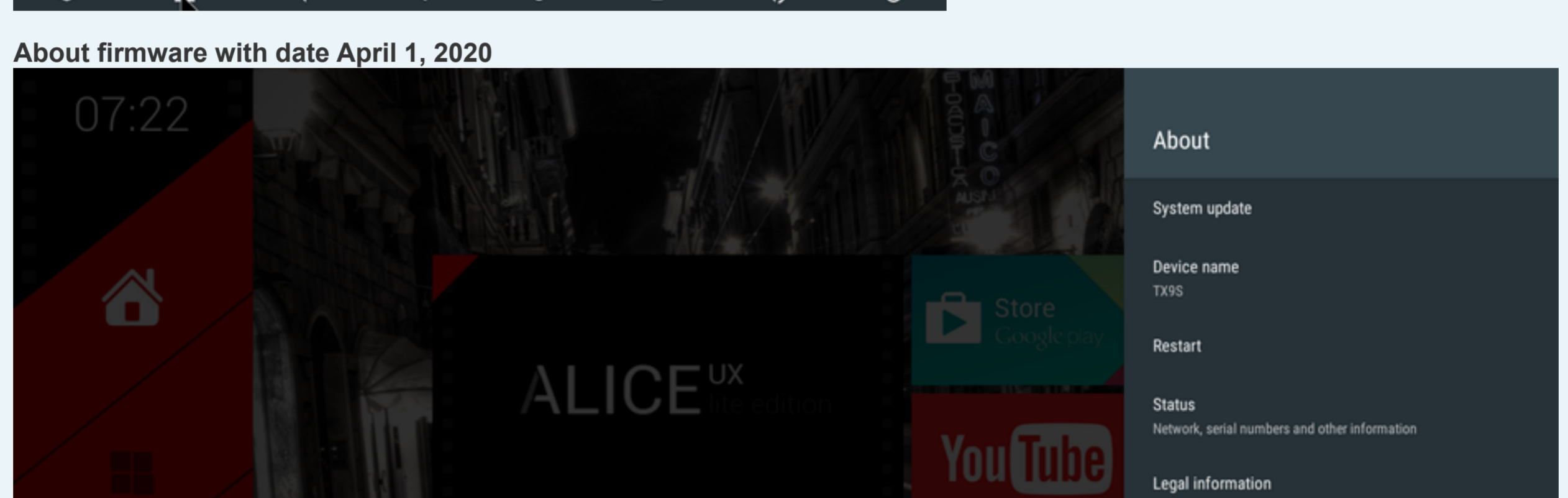
**Launcher Alice UX lite edition**



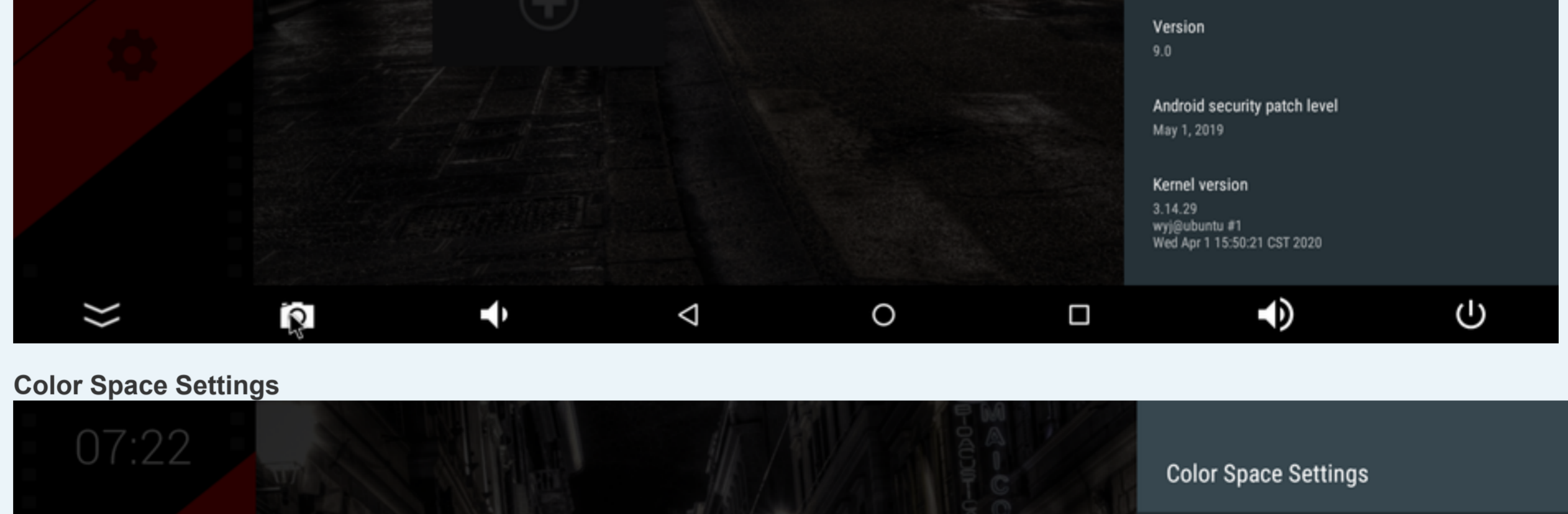
**Launcher Alice UX with apk**




**About firmware with date April 1, 2020**



**Color Space Settings**



**Root access**



**DRM info**

**DRM Info**

Amlogic TX9S	ClearKey CDM	Widevine CDM
Brand: Amlogic	Vendor: Google	Vendor: Google
Hardware: amlogic	Version: 1.0	Version: 1.0
Build: q201-userdebug 9.0 NHG47L 20200401 test-keys		Algorithm: AES/CBC/NoPadding,HmacSHA256
Build Type: userdebug		System ID: 4445
Build Fingerprint: Amlogic/q201/q201-9.0/NHG47L/20200401:userdebug/test-keys		Security Level: L3
SDK Level: 25		Max HDCP Level Supported: Unprotected
Supported ABI: armeabi-v7a, armeabi		Current HDCP Level: Unprotected
Supported Refresh Rate (Hz): 60		Max Number of Sessions: 16
		CEM Crypto API Version: 11

**Good luck**

Last edited by **Gustav**: 08-12-2020, 13:31.

Tags: None

01-25-2020, 12:54 #2

its 7.1.2 not 9

01-25-2020, 14:00 #3

Originally posted by **meserak86**  
 its 7.1.2 not 9

Thanks for warning. I just edited the new information. Gustav

02-08-2020, 12:48 #4

**Gustav**, please, make firmware for Mecool BB2 2/16 based on Ugoos AM3 firmware, because there are already custom versions but they are all defective. They do not work LAN or Wi-Fi or stock remote control does not work.

02-08-2020, 12:51 #5

And yet, how are things on the Mecool BB2 with wi-fi 5 GHz, because in the Tanix-TX9S only 2.4 GHz?

02-08-2020, 18:58 #6

Originally posted by **Xrust\_07**  
 And yet, how are things on the Mecool BB2 with wi-fi 5 GHz, because in the Tanix-TX9S only 2.4 GHz?

Google translator:

Hello. The situation with the Ugoos TV box is such that I have been unable to open and close the Ugoos firmware for a long time: it is a difficult matter for me. With a 5 GHz network, you're right. Android 7.1.2 Tanix TX9S does not support 5 GHz wifi network - only 2.4 GHz - missing links in Android Tanix for AP6255 drivers i put there. On the FreakTab page, however, I saved the TV Box GI ITV912 stock firmware, which has the native WIFI AP6255 as Mecool BB2 (I did not edit wifi in Android GI ITV912). There could be 5 GHz wifi to work. It's Android 7.1.1.

Here is the link for the firmware:  
<https://forum.freaktab.com/forum/...okou-settings>

Wifi 5 GHz network I had nowhere to try, because I have no such network at home and therefore I missed it.

03-24-2020, 23:02 #7

Hi Gustav! saw your review, but i am a beginner and i wanted to know i can insert the new firmware on my mecool bb2, if you could do me the courtesy i thank you unfortunately i did not succeed, thanks soon. i forgot i'm italian and i'm at home for the coronavirus

03-24-2020, 23:10 #8

Originally posted by **Cops76**  
 Hi Gustav, saw your review, but i am a beginner and i wanted to know i can insert the new firmware on my mecool bb2, if you could do me the courtesy i thank you unfortunately i did not succeed, thanks soon. i forgot i'm italian and i'm at home for the coronavirus

Yes, this firmware is for Mecool BB2 2/16GB DDR3. This is done using the "Amlogic USB burning tool" program. How to use .img file firmware is also here:  
[https://www.youtube.com/watch?reload=9&v=ST7Vl\\_JhK1I](https://www.youtube.com/watch?reload=9&v=ST7Vl_JhK1I)

USB burning Tool v2.0.8 is here:  
<https://drive.google.com/file/d/17g0...WVAvBPcLkVkw>

First USB port is OTG for program Amlogic USB Burning Tool. Second USB port on Mecool BB2 is not OTG (second USB port don't connect with PC).

03-25-2020, 11:58 #9

Originally posted by **Gustav**  
 Yes, this firmware is for Mecool BB2 2/16GB DDR3. This is done using the "Amlogic USB burning tool" program. How to use .img file firmware is also here:  
[https://www.youtube.com/watch?reload=9&v=ST7Vl\\_JhK1I](https://www.youtube.com/watch?reload=9&v=ST7Vl_JhK1I)

USB burning Tool v2.0.8 is here:  
<https://drive.google.com/file/d/17g0...WVAvBPcLkVkw>

First USB port is OTG for program Amlogic USB Burning Tool. Second USB port on Mecool BB2 is not OTG (second USB port don't connect with PC).

hello thanks for replying immediately. I will follow your instructions carefully! I have an extra way to learn other things since i am not working and i am at home. had this mecool bb2 for 3 years as a gift from my parents. I have never tried to update it in this way for fear of breaking it. Again thanks Gustav. I forgot in the video you show the mecool bb2 at what time i have to reset it, that is, i used step by step operations if possible. When you speak in the video i don't understand you yet, because i'm still learning English, i have to see the images thanks and by

Last edited by **Cops76**: 03-25-2020, 12:18

03-27-2020, 01:28 #10

Originally posted by **Gustav**  
 Yes, this firmware is for Mecool BB2 2/16GB DDR3. This is done using the "Amlogic USB burning tool" program. How to use .img file firmware is also here:  
[https://www.youtube.com/watch?reload=9&v=ST7Vl\\_JhK1I](https://www.youtube.com/watch?reload=9&v=ST7Vl_JhK1I)

USB burning Tool v2.0.8 is here:  
<https://drive.google.com/file/d/17g0...WVAvBPcLkVkw>

First USB port is OTG for program Amlogic USB Burning Tool. Second USB port on Mecool BB2 is not OTG (second USB port don't connect with PC).

Hi Gustav, the software you have edited is perfect. I like it very much, congratulations. There is only one problem: that when I turn on the mecool bb2 the light of the device always remains red, it does not turn blue. great job. can you let me know if this bug is fixable? otherwise i will leave it as it is.

03-27-2020, 04:27 #11

Originally posted by **Cops76**  
 Hi Gustav, the software you have edited is perfect. I like it very much, congratulations. There is only one problem: that when I turn on the mecool bb2 the light of the device always remains red, it does not turn blue. great job. can you let me know if this bug is fixable? otherwise i will leave it as it is.

google translator

Hi, the firmware is set by the manufacturer so that the colors of red and blue light of the light are the opposite - it is not a firmware fault. Also, the manufacturer has ensured that files from the TV box can only be transferred to the USB stick from the "FileBrowser" application (yellow icon) - I have read somewhere to protect the TV box from stealing files, so only the manufacturer's designated file management program is provided. Good luck.

04-01-2020, 08:13 #12

Hi nice rom any chance for a 3/16 gb version?

05-02-2020, 13:10 #13

So this issue is the same whether i use your 7.1 blue or this 7.2 but you are saying this one is faster? Your 7.1 blue worked great!

05-02-2020, 13:11 #14

And there is no possible android 8 that could be built?

05-26-2020, 18:31 #15

Hello everyone! Since the firmware from Tanix TX9S is suitable for Mecool BB2 2/16 TV station, you can try to flash Mecool BB2 2/16 with the new ATV firmware (Android TV) modified specifically for Tanix TX9S. This firmware was made 05/09/2020 based on the firmware from Mxix Neo U9-H FY008. Here is the link to the firmware  
<https://mega.nz/file/98WmSTWz7FP...nDCUjZjFENTJU>